

# RM50xQ Series

## Reference Design for Laptop

**5G Module Series**

Version: 1.2

Date: 2023-12-22

Status: Released



At Quectel, our aim is to provide timely and comprehensive services to our customers. If you require any assistance, please contact our headquarters:

**Quectel Wireless Solutions Co., Ltd.**

Building 5, Shanghai Business Park Phase III (Area B), No.1016 Tianlin Road, Minhang District, Shanghai 200233, China

Tel: +86 21 5108 6236

Email: [info@quectel.com](mailto:info@quectel.com)

**Or our local offices. For more information, please visit:**

<http://www.quectel.com/support/sales.htm>.

**For technical support, or to report documentation errors, please visit:**

<http://www.quectel.com/support/technical.htm>.

Or email us at: [support@quectel.com](mailto:support@quectel.com).

## Legal Notices

We offer information as a service to you. The provided information is based on your requirements and we make every effort to ensure its quality. You agree that you are responsible for using independent analysis and evaluation in designing intended products, and we provide reference designs for illustrative purposes only. Before using any hardware, software or service guided by this document, please read this notice carefully. Even though we employ commercially reasonable efforts to provide the best possible experience, you hereby acknowledge and agree that this document and related services hereunder are provided to you on an “as available” basis. We may revise or restate this document from time to time at our sole discretion without any prior notice to you.

## Use and Disclosure Restrictions

### License Agreements

Documents and information provided by us shall be kept confidential, unless specific permission is granted. They shall not be accessed or used for any purpose except as expressly provided herein.

### Copyright

Our and third-party products hereunder may contain copyrighted material. Such copyrighted material shall not be copied, reproduced, distributed, merged, published, translated, or modified without prior written consent. We and the third party have exclusive rights over copyrighted material. No license shall be granted or conveyed under any patents, copyrights, trademarks, or service mark rights. To avoid ambiguities, purchasing in any form cannot be deemed as granting a license other than the normal non-exclusive, royalty-free license to use the material. We reserve the right to take legal action for noncompliance with abovementioned requirements, unauthorized use, or other illegal or malicious use of the material.

## Trademarks

Except as otherwise set forth herein, nothing in this document shall be construed as conferring any rights to use any trademark, trade name or name, abbreviation, or counterfeit product thereof owned by Quectel or any third party in advertising, publicity, or other aspects.

## Third-Party Rights

This document may refer to hardware, software and/or documentation owned by one or more third parties (“third-party materials”). Use of such third-party materials shall be governed by all restrictions and obligations applicable thereto.

We make no warranty or representation, either express or implied, regarding the third-party materials, including but not limited to any implied or statutory, warranties of merchantability or fitness for a particular purpose, quiet enjoyment, system integration, information accuracy, and non-infringement of any third-party intellectual property rights with regard to the licensed technology or use thereof. Nothing herein constitutes a representation or warranty by us to either develop, enhance, modify, distribute, market, sell, offer for sale, or otherwise maintain production of any our products or any other hardware, software, device, tool, information, or product. We moreover disclaim any and all warranties arising from the course of dealing or usage of trade.

## Privacy Policy

To implement module functionality, certain device data are uploaded to Quectel’s or third-party’s servers, including carriers, chipset suppliers or customer-designated servers. Quectel, strictly abiding by the relevant laws and regulations, shall retain, use, disclose or otherwise process relevant data for the purpose of performing the service only or as permitted by applicable laws. Before data interaction with third parties, please be informed of their privacy and data security policy.

## Disclaimer

- a) We acknowledge no liability for any injury or damage arising from the reliance upon the information.
- b) We shall bear no liability resulting from any inaccuracies or omissions, or from the use of the information contained herein.
- c) While we have made every effort to ensure that the functions and features under development are free from errors, it is possible that they could contain errors, inaccuracies, and omissions. Unless otherwise provided by valid agreement, we make no warranties of any kind, either implied or express, and exclude all liability for any loss or damage suffered in connection with the use of features and functions under development, to the maximum extent permitted by law, regardless of whether such loss or damage may have been foreseeable.
- d) We are not responsible for the accessibility, safety, accuracy, availability, legality, or completeness of information, advertising, commercial offers, products, services, and materials on third-party websites and third-party resources.

**Copyright © Quectel Wireless Solutions Co., Ltd. 2023. All rights reserved.**

# About the Document

## Revision History

Version	Date	Author	Description
1.0	2020-09-15	Oscar LIU/ Jumping HE	Initial
1.1	2021-04-12	Norton ZHANG	<ol style="list-style-type: none"> <li>Updated document's application scope form RM500Q series to RM50xQ series.</li> <li>Updated VCC reference circuit.</li> <li>Updated the pin name of pin 67 from RESET_N to RESET#; pins 2, 4, 70, 72, and 74 from VCC_MODULE to VCC; pin 6 from FULL_CARD_PWR_OFF# to FULL_CARD_POWER_OFF#.</li> </ol>
1.2	2023-12-22	Norton ZHANG	Added a note on avoiding abnormal RF functions caused by current sink on the module's pins (Sheet 1).

## Contents

About the Document.....	3
Contents .....	4
1 Reference Design.....	5
1.1. Introduction .....	5
1.2. Schematics .....	5

# 1 Reference Design

## 1.1. Introduction

This document provides the RM50xQ series reference design for laptops, including that for power supply, connection between laptop and RM50xQ series, and (U)SIM interfaces.

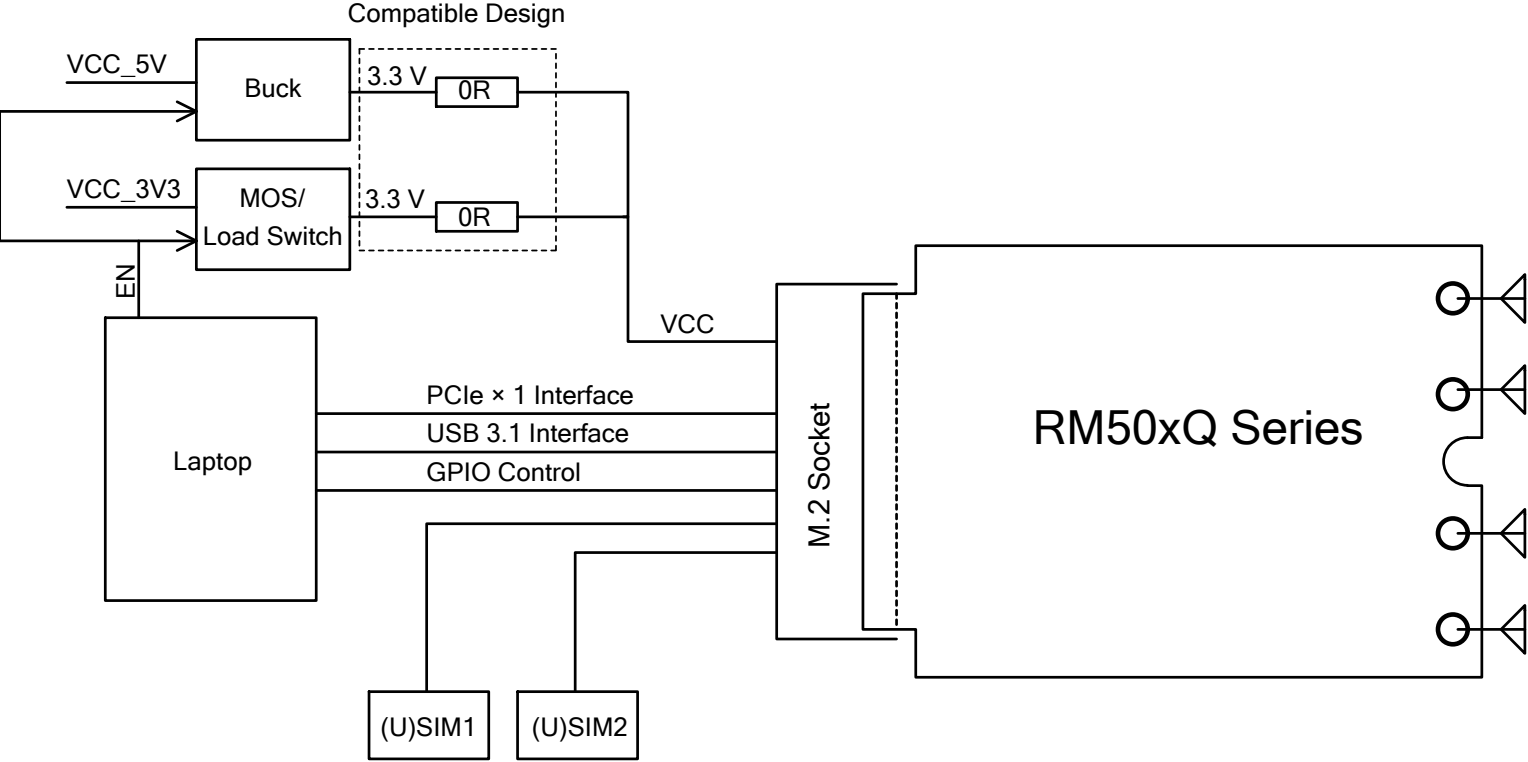
The document is applicable to the following modules:

- RM500Q series
- RM502Q series
- RM505Q-AE

## 1.2. Schematics

The schematics illustrated in the following pages are provided for reference only.

Block Diagram

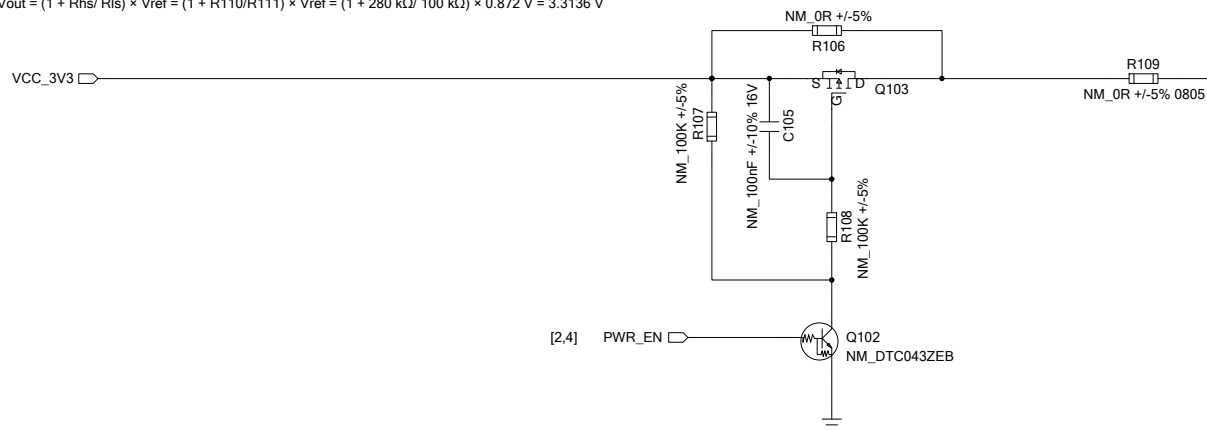
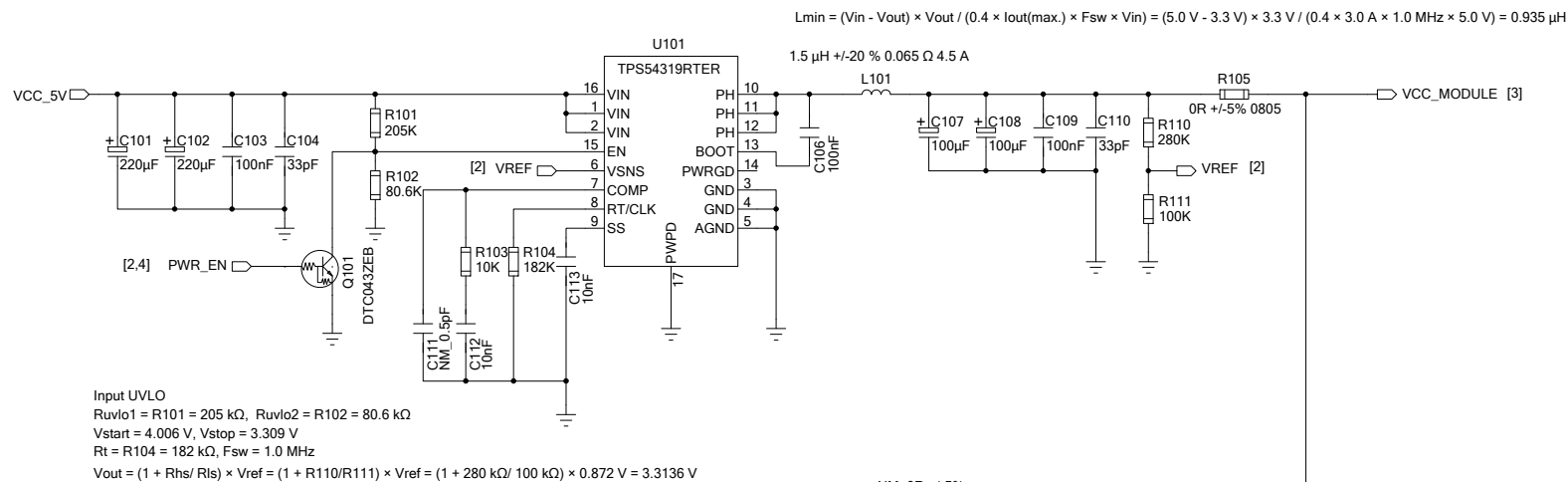


Note:

- 1. The location of antenna connectors is for reference only. For more details about antenna connectors, see *Quectel\_RM50xQ\_Series\_Hardware\_Design*.
- 2. Before the module turns on, ensure the pins DPR and USIM\_DET are not pulled high to avoid current sink damaging the module. For more details, contact Quectel Technical Support.

Quectel Wireless Solutions		
DRAWN BY Norton ZHANG	PROJECT RM50xQ Series	TITLE Reference Design
CHECKED BY Oscar LIU	SIZE A2	VER 1.2
SHEET	1 OF 5	DATE 2023/12/22

# Power Supply Design



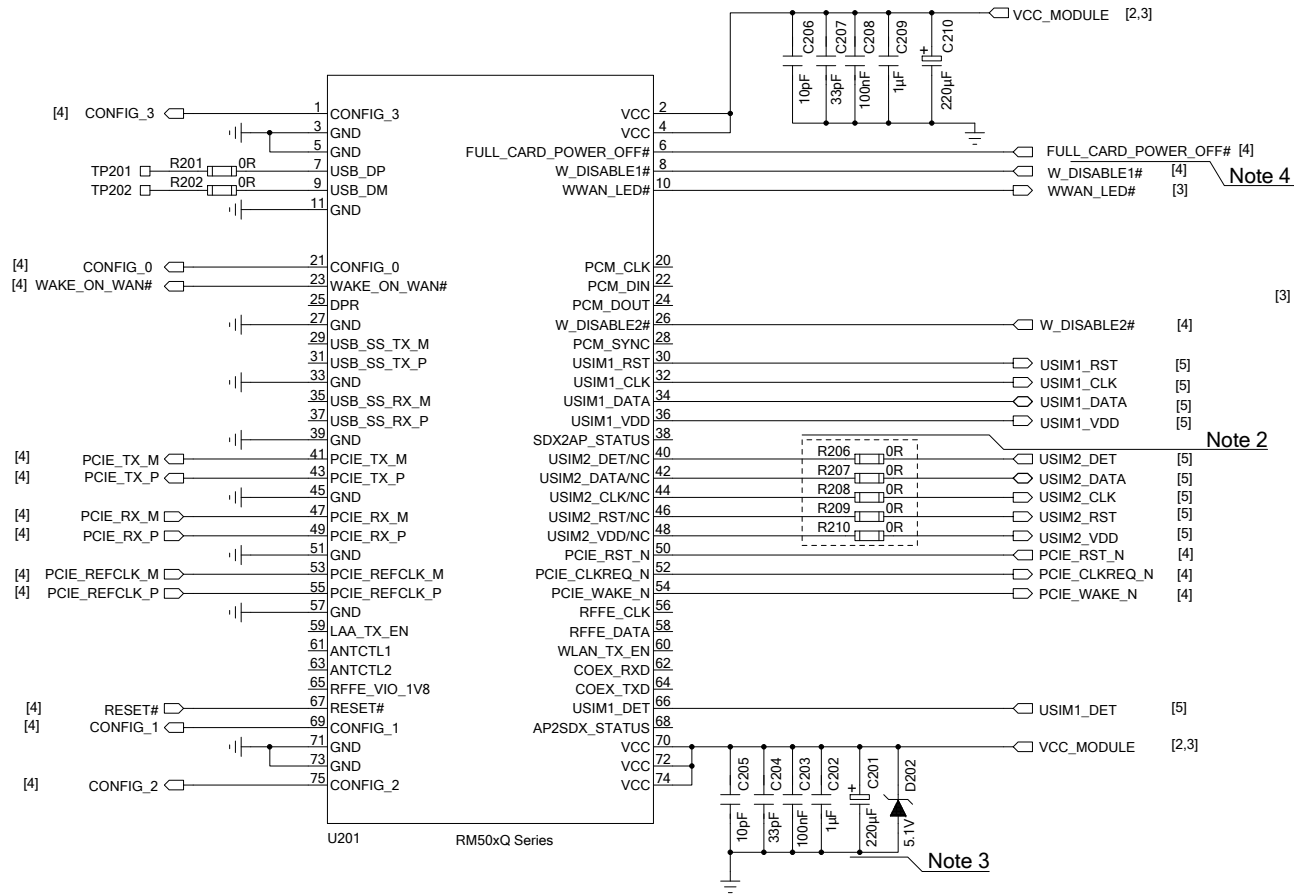
Notes:

1. The power supply must be able to provide sufficient current up to 3 A or higher.
2. A compatible design is recommended for VCC power supply.

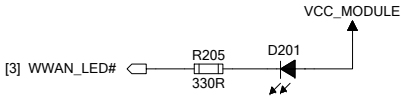
Quetel Wireless Solutions			
DRAWN BY Norton ZHANG	PROJECT RM50xQ Series		TITLE Reference Design
CHECKED BY Oscar LIU	SIZE A2		VER 1.2
	SHEET 2 OF 5	DATE 2023/12/22	



# Connectivity Between Laptop and RM50xQ Series (Part 1)



FULL_CARD_POWER_OFF#	Module
H	Turn On
L	Turn Off



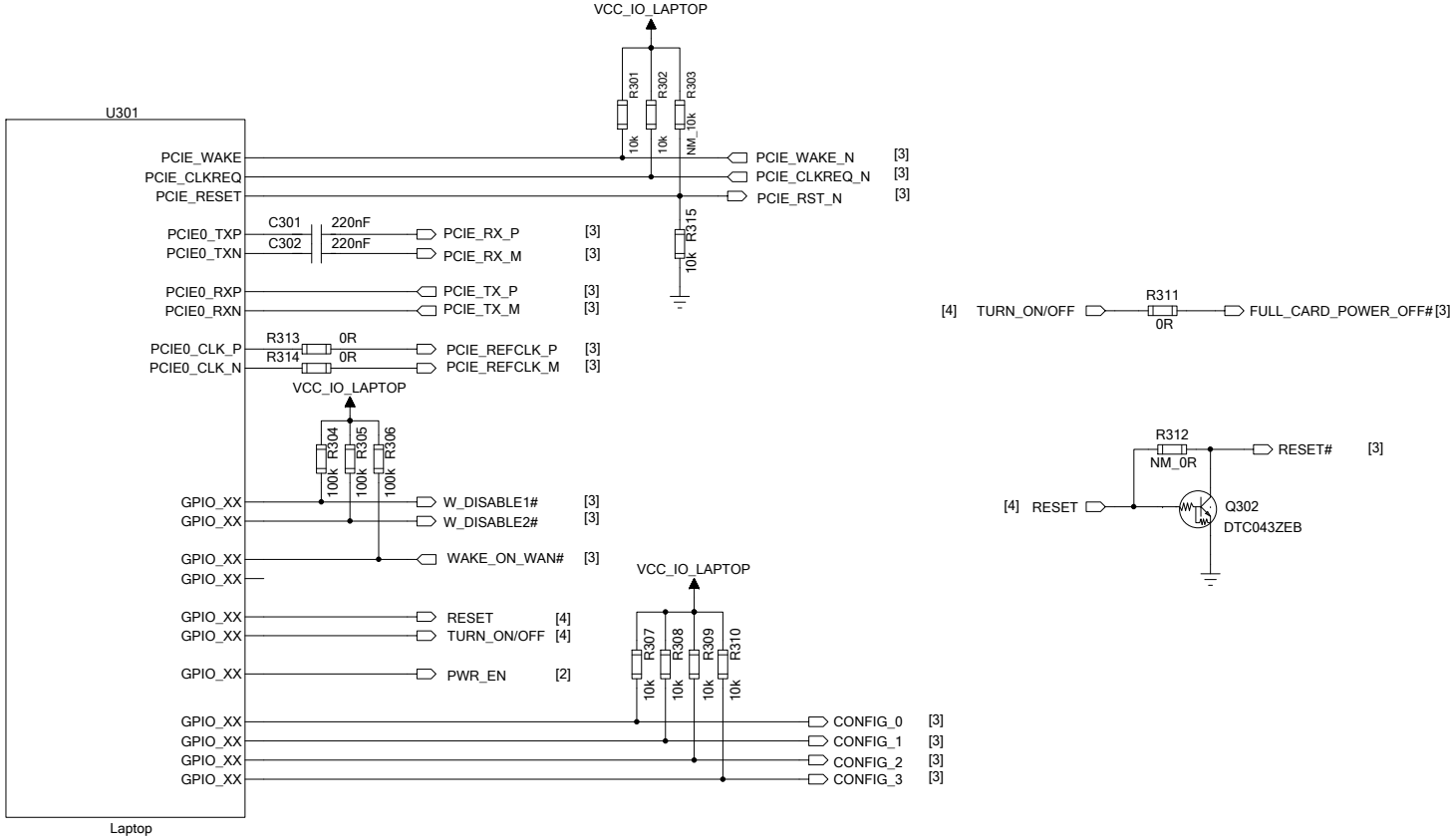
RM50xQ Series

Module	Pin 40, 42, 44, 46, 48
RM500Q-GL	(U)SIM2 Interface
RM502Q-GL	(U)SIM2 Interface
RM500Q-AE	NC
RM502Q-AE	NC
RM505Q-AE	(U)SIM2 Interface
RM500Q-CN	(U)SIM2 Interface

- Notes:
- It is recommended to reserve test points for the firmware upgrade over USB 2.0 interface and to minimize the stub length of USB test signals.
  - R206 to R210 should be placed close to the M.2 socket. If the module has a built-in eSIM, R206 to R210 should not be mounted.  
RM500Q-AE & RM502Q-AE do not support (U)SIM2 interface.
  - It is recommended to use a zener diode D202 with a reverse zener voltage of 5.1 V and it should be placed close to the module pin.
  - Use a laptop GPIO to control FULL\_CARD\_POWER\_OFF# of the module.

Quectel Wireless Solutions		
DRAWN BY Norton ZHANG	PROJECT RM50xQ Series	TITLE Reference Design
CHECKED BY Oscar LIU	SIZE A2	VER 1.2
SHEET	3 OF 5	DATE 2023/12/22

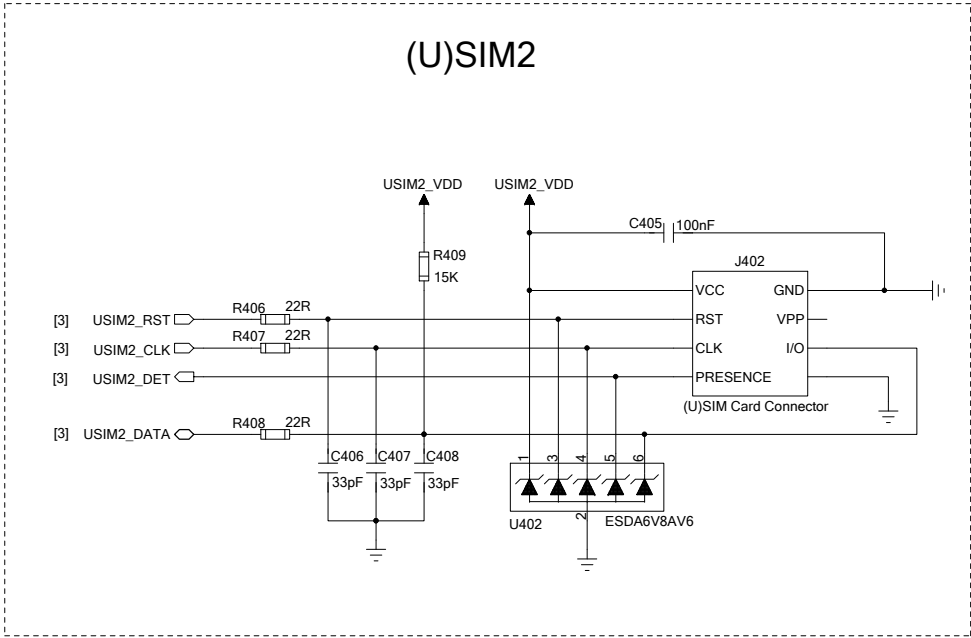
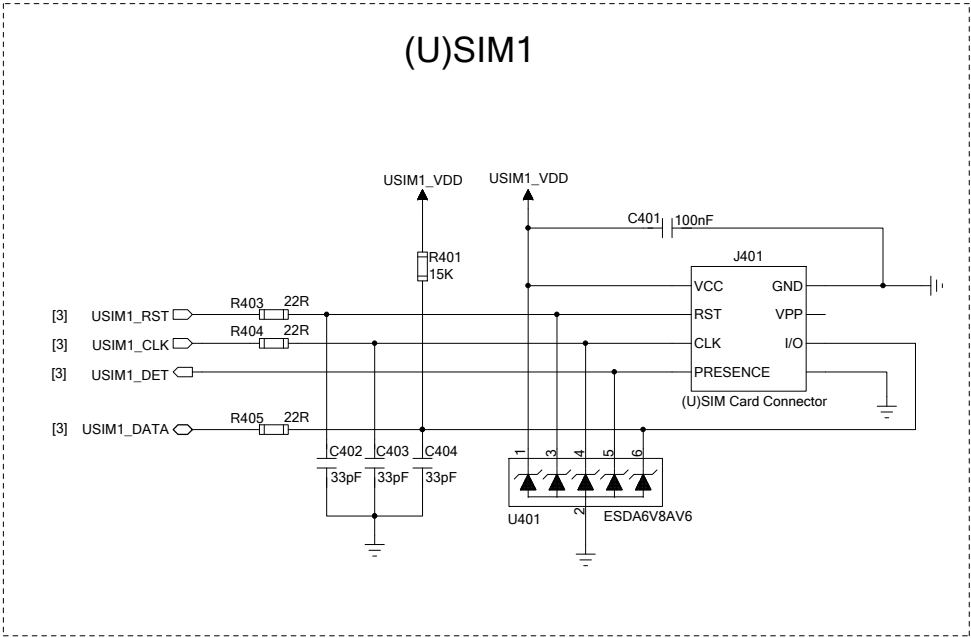
# Connectivity Between Laptop and RM50xQ Series (Part 2)



- Notes:
1. U301 represents the customer's host.
  2. Keep C301-C302 close to the host.
  3. The differential impedance of PCIe signal traces should be controlled to 85  $\Omega$ .
  4. If a USB connector is used, please keep ESD protection components to the USB connector as close as possible.

Quectel Wireless Solutions		
DRAWN BY Norton ZHANG	PROJECT RM50xQ Series	TITLE Reference Design
CHECKED BY Oscar LIU	SIZE A2	VER 1.2
SHEET	4 OF 5	DATE 2023/12/22

(U)SIM Interfaces Design



- Notes:
1. The decoupling capacitors of (U)SIM signals and (U)SIM related resistors must be placed close to (U)SIM card connectors.
  2. RM50xQ series module provides the input pin(s) USIM\_DET[1:2] to detect (U)SIM cards.
    - 1) A normally short-circuited (U)SIM card connector is used in this reference design, and high-logic-level detection is supported. For more details, see corresponding Hardware Design.
    - 2) This pin is pulled LOW by default, and will be internally pulled up to 1.8 V by software configuration only when (U)SIM hot-plug is enabled by AT+QSIMDET.
  3. R403-R408 are applied to suppress the EMI such as spurious transmission.
  4. A ESD diode array with a junction capacitance of lower than 10 pF should be placed as close to the (U)SIM card connector as possible for ESD protection.
  5. The (U)SIM card connector should be placed near the M.2 socket, because a long trace may lead to wave distortion, which affects the signal quality.

Quectel Wireless Solutions		
DRAWN BY Norton ZHANG	PROJECT RM50xQ Series	TITLE Reference Design
CHECKED BY Oscar LIU	SIZE A2	VER 1.2
SHEET	5 OF 5	DATE 2023/12/22